

Scaled data based on original data using
LM-79-08 Approved Method: Electrical and Photometric Measurements of Solid-
State Lighting Products

Test Report Prepared for
Cooper Lighting Solutions
(formerly Eaton)

Brand: STREETWORKS

Report Number: P526576

Luminaire Tested: **GLAN-SA1C-735-U-T2-GRSWH**

Issue Date: 5/27/2021

Test Information

Test Method: LM-79-08
Report Number: P526576
TEST IS SCALED FROM IESNA LM-79-08 TEST DATA (G3-2011-057-14)
Test Lab: INNOVATION CENTER
Issue Date: 5/27/2021
Manufacturer: COOPER LIGHTING SOLUTIONS (FORMERLY EATON)
Product Line: STREETWORKS
Catalog Number: GLAN-SA1C-735-U-T2-GRSWH
Description: GALLEON AREA AND ROADWAY LUMINAIRE
(1) 70 CRI, 3500K, 1050mA LIGHTSQUARE WITH 16 LEDS AND TYPE II OPTICS
WITH WHITE GLARE REDUCTION SHIELD
Light Source: -
Ballast/Driver: ELECTRONIC DRIVER

Summary

Lumens per Lamp: N/A
Luminaire Lumens: 5559 lumens
Efficiency: N/A
Efficacy: 97.5 lumens/watt
Luminous Opening: Rectangular (W 0.5' x L: 0.5' x H: 0')
IES Classification: Type II - Short
BUG Rating: B1 - U0 - G1

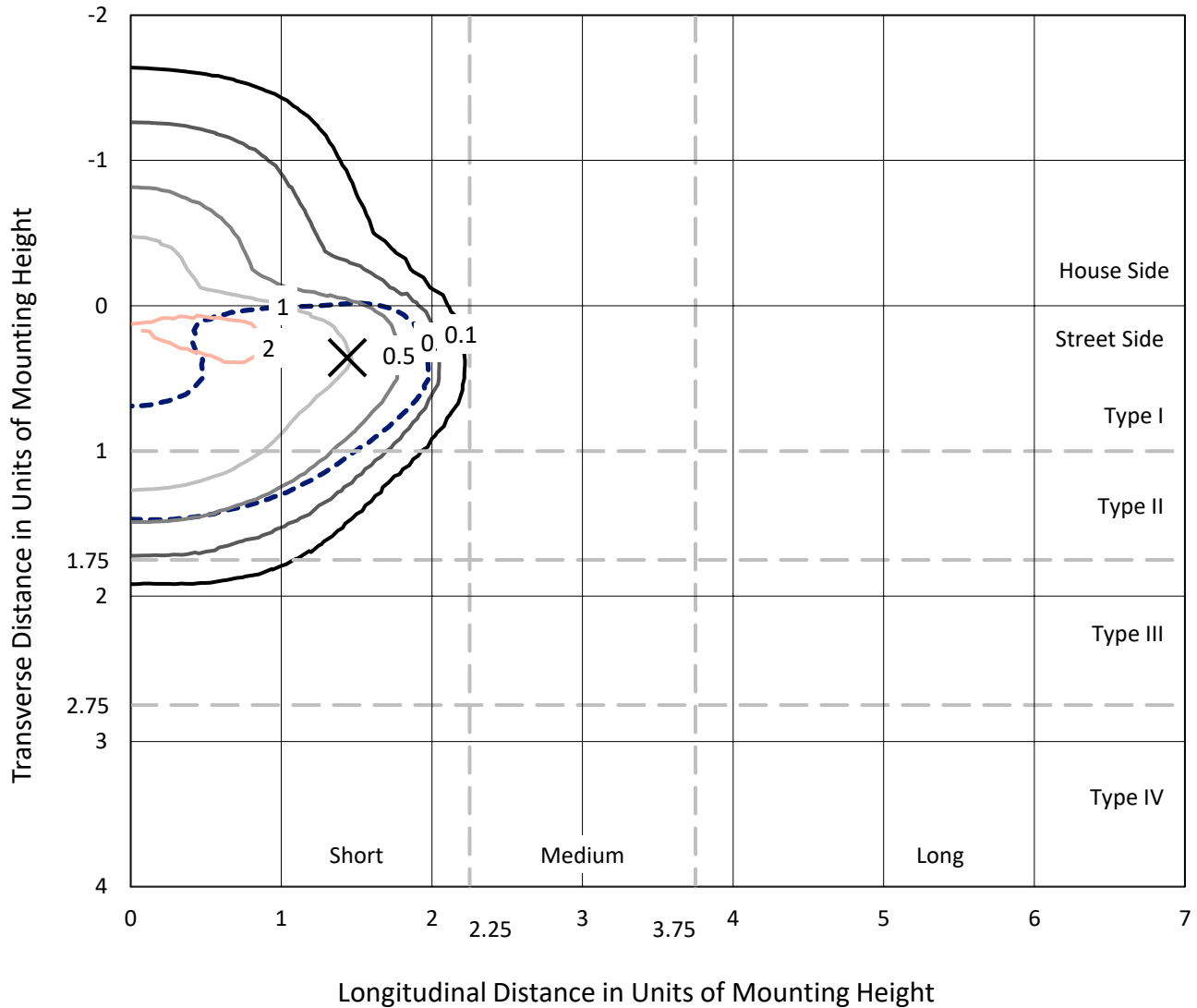
Input Watts (W): 57
Input Voltage (V): NR
Input Current (Ain): NR
Voltage Rise (V): NR
Power Factor: NR
Total Harmonic Distortion (THDi): NR
Frequency (hertz): 60
Stabilization Time: NR
Operation Time: NR
Ambient Temperature (°C): NR
Test Distance: 24 FT



REPORT NUMBER: P526576
 CATALOG NUMBER: GLAN-SA1C-735-U-T2-GRSWH

Iso-Footcandle Lines of Horizontal Illumination

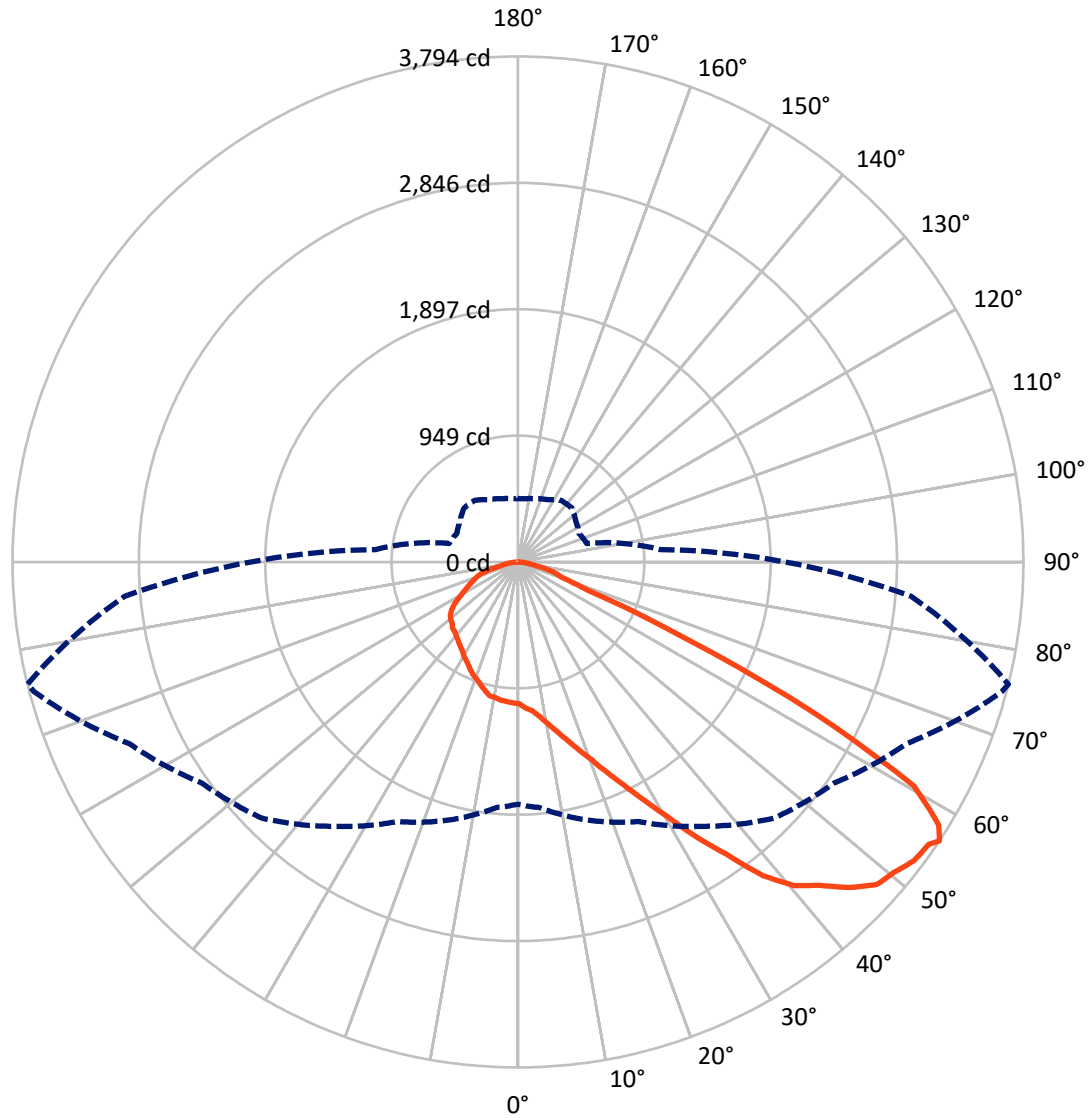
✕ Max cd
 - - - 1/2 Max cd



Based on 25 foot mounting height. Maximum calculated value = 2.4 fc
 Type II - Short - N/A

REPORT NUMBER: P526576
CATALOG NUMBER: GLAN-SA1C-735-U-T2-GRSWH

Luminous Intensity Polar Plot



— Vertical Plane Through 76-Deg Lateral - - - Horizontal Cone Through 56-Deg Vertical

REPORT NUMBER: P526576
 CATALOG NUMBER: GLAN-SA1C-735-U-T2-GRSWH

FLUX DISTRIBUTION:

		Downward	Upward	Total
House Side	Lumens	1494.6	0.0	1494.6
	% Fixture	26.9	0.0	26.9
Street Side	Lumens	4064.3	0.0	4064.3
	% Fixture	73.1	0.0	73.1
Total	Lumens	5559.0	0.0	5559.0
	% Fixture	100.0	0.0	100.0

ZONAL LUMENS:

Zone	Lumens	% Fixture
0°-10°	105.5	1.9
10°-20°	331.3	6.0
20°-30°	579.5	10.4
30°-40°	907.3	16.3
40°-50°	1319.9	23.7
50°-60°	1450.6	26.1
60°-70°	647.5	11.6
70°-80°	187.0	3.4
80°-90°	30.3	0.5
90°-100°	0.0	0.0
100°-110°	0.0	0.0
110°-120°	0.0	0.0
120°-130°	0.0	0.0
130°-140°	0.0	0.0
140°-150°	0.0	0.0
150°-160°	0.0	0.0
160°-170°	0.0	0.0
170°-180°	0.0	0.0
0°-90°	5559.0	100.0
0°-180°	5559.0	100.0

Coefficient of Utilization



REPORT NUMBER: P526576

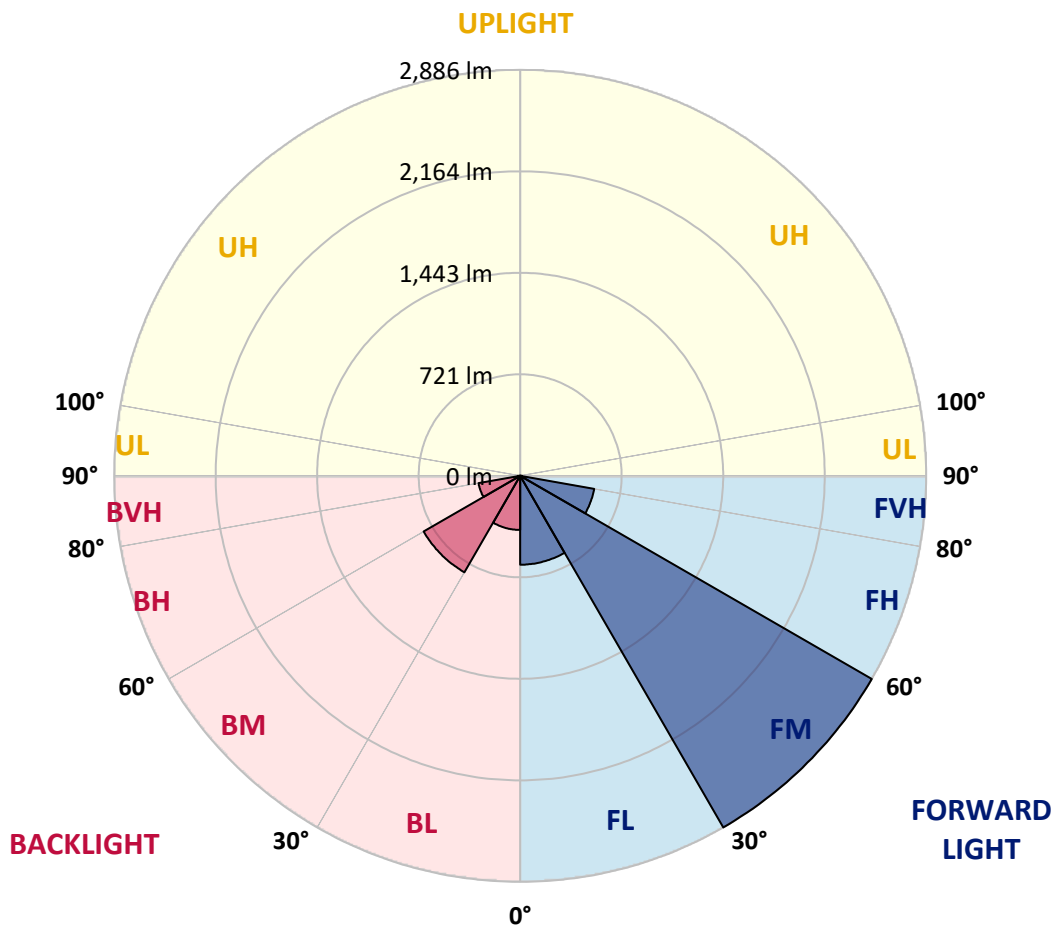
CATALOG NUMBER: GLAN-SA1C-735-U-T2-GRSWH

LUMINAIRE CLASSIFICATION SYSTEM LUMEN TABLE AND BUG RATING:

Zone	Lumens	% Fixture	Zone Rating/Lumen Limit		
			B	U	G
FL (0°-30°)	631.7	11.4			
FM (30°-60°)	2885.8	51.9			
FH (60°-80°)	533.8	9.6			G0/660
FVH (80°-90°)	13.1	0.2			G1/100
BL (0°-30°)	384.6	6.9	B1/500		
BM (30°-60°)	792.0	14.2	B1/1000		
BH (60°-80°)	300.7	5.4	B1/500		G1/500
BVH (80°-90°)	17.3	0.3			G1/100
UL (90°-100°)	0.0	0.0		U0/0	
UH (100°-180°)	0.0	0.0		U0/0	

BUG Rating: B1-U0-G1

Type II Short





REPORT NUMBER: P526576

CATALOG NUMBER: GLAN-SA1C-735-U-T2-GRSWH

CANDELA DISTRIBUTION (FULL):

	0°	5°	15°	25°	35°	45°	55°	65°	75°	76°	85°
0°	1063.6	1063.6	1063.6	1063.6	1063.6	1063.6	1063.6	1063.6	1063.6	1063.6	1063.6
2.5°	1171.7	1153.0	1151.6	1146.5	1149.4	1136.4	1122.7	1104.7	1086.0	1097.5	1070.1
5°	1253.9	1228.7	1238.8	1221.5	1223.6	1206.3	1178.2	1157.3	1134.3	1120.6	1101.1
7.5°	1282.7	1284.9	1292.1	1289.2	1274.8	1274.8	1256.1	1219.3	1178.9	1171.0	1138.6
10°	1321.6	1322.3	1314.4	1316.6	1336.8	1327.4	1310.8	1295.0	1243.1	1233.7	1176.1
12.5°	1335.3	1322.3	1335.3	1346.8	1370.6	1383.6	1380.0	1368.5	1313.0	1306.5	1222.2
15°	1337.5	1329.6	1340.4	1366.3	1387.2	1442.0	1469.4	1461.4	1387.9	1388.6	1274.1
17.5°	1327.4	1338.2	1342.5	1364.9	1413.1	1464.3	1543.6	1554.4	1493.9	1484.5	1339.6
20°	1341.1	1333.2	1338.9	1359.1	1423.2	1503.2	1607.0	1678.3	1593.3	1586.8	1407.4
22.5°	1393.7	1382.9	1381.4	1394.4	1440.5	1523.4	1674.0	1802.3	1714.4	1718.0	1491.7
25°	1434.8	1440.5	1435.5	1434.8	1463.6	1553.7	1762.7	1950.0	1878.7	1857.8	1591.1
27.5°	1505.4	1519.1	1509.0	1522.7	1516.2	1599.1	1826.1	2113.6	2055.9	2027.8	1681.2
30°	1603.4	1610.6	1601.2	1601.2	1581.8	1662.5	1883.7	2284.4	2260.6	2222.4	1787.2
32.5°	1732.4	1743.2	1724.5	1713.6	1710.8	1756.9	1987.5	2453.0	2493.4	2460.9	1927.7
35°	1903.2	1896.7	1874.3	1864.3	1825.3	1901.7	2141.7	2646.9	2752.8	2695.1	2097.7
37.5°	2053.8	2043.7	2042.3	1986.0	1995.4	2058.1	2272.9	2793.9	3004.3	2987.7	2277.2
40°	2194.3	2203.7	2218.8	2187.1	2172.7	2241.9	2425.6	2906.3	3199.6	3193.1	2415.5
42.5°	2344.9	2336.3	2362.9	2336.3	2314.6	2412.7	2591.4	2984.1	3371.1	3317.8	2560.4
45°	2563.3	2535.9	2545.2	2547.4	2531.6	2567.6	2659.8	3040.3	3491.4	3485.7	2666.3
47.5°	2745.6	2746.3	2730.5	2718.2	2669.9	2705.9	2736.2	3075.6	3629.8	3620.4	2707.4
50°	2813.3	2804.0	2850.1	2876.7	2879.6	2806.1	2796.0	3095.1	3702.6	3661.5	2748.5
52.5°	2569.8	2578.4	2651.2	2809.7	2901.2	2909.2	2865.9	3135.4	3732.1	3723.5	2781.6
55°	2068.2	2110.0	2229.6	2412.7	2629.6	2868.1	2941.6	3177.2	3748.0	3740.8	2928.6
56°	1818.1	1850.6	2006.2	2149.6	2422.0	2718.9	2894.0	3221.9	3760.2	3794.1	2963.2
57.5°	1463.6	1501.1	1612.8	1775.6	2097.0	2435.0	2762.9	3167.1	3712.7	3725.6	2988.4
60°	915.2	918.8	1052.8	1160.2	1386.5	1716.5	2108.6	2755.7	3435.9	3417.2	2684.3
62.5°	600.3	601.0	722.8	810.7	913.8	989.4	1240.9	1827.5	2535.2	2502.0	1911.1
65°	421.6	430.9	525.3	642.8	684.6	645.0	637.0	963.5	1416.0	1368.5	1026.9
67.5°	308.4	309.1	392.7	518.9	579.4	490.7	398.5	470.6	560.6	559.2	475.6
70°	203.9	212.6	276.7	387.7	456.9	394.2	325.7	336.5	356.7	356.7	353.8
72.5°	118.9	126.8	169.3	245.7	256.5	246.5	258.0	288.3	301.2	300.5	296.9
75°	67.7	71.3	80.7	102.3	127.6	150.6	189.5	218.3	231.3	239.2	229.9
77.5°	39.6	41.8	47.6	58.4	66.3	81.4	103.0	123.2	140.5	138.4	139.8
80°	20.9	20.9	26.7	34.6	46.1	57.7	68.5	80.0	89.4	91.5	93.7
82.5°	12.3	13.0	17.3	25.2	33.1	41.1	52.6	60.5	69.2	69.9	71.3
85°	6.5	7.2	10.8	16.6	22.3	25.2	25.9	24.5	26.7	25.2	28.8
87.5°	2.2	2.2	3.6	2.9	2.9	3.6	4.3	4.3	5.8	5.8	5.8
90°	0.0	0.0	0.0	0.0	0.0	0.0	0.0	0.0	0.0	0.0	0.0



REPORT NUMBER: P526576

CATALOG NUMBER: GLAN-SA1C-735-U-T2-GRSWH

CANDELA DISTRIBUTION (continued):

	90°	95°	105°	115°	125°	135°	145°	155°	165°	175°	180°
0°	1063.6	1063.6	1063.6	1063.6	1063.6	1063.6	1063.6	1063.6	1063.6	1063.6	1063.6
2.5°	1069.4	1069.4	1057.2	1034.1	1030.5	1021.1	1012.5	1011.8	1005.3	999.5	996.6
5°	1089.6	1067.2	1049.2	1028.3	1003.8	992.3	979.3	964.9	959.2	964.9	964.2
7.5°	1112.6	1093.9	1039.9	1000.9	972.8	961.3	946.9	931.8	933.2	933.2	923.1
10°	1135.0	1109.8	1023.3	973.6	932.5	923.8	915.9	921.7	928.9	930.3	923.8
12.5°	1172.5	1115.5	1015.4	946.2	920.2	901.5	906.5	922.4	937.5	933.2	938.3
15°	1200.6	1120.6	979.3	918.1	885.6	894.3	912.3	923.1	948.3	945.5	950.5
17.5°	1227.9	1123.5	944.0	880.6	866.9	890.7	904.4	935.4	943.3	960.6	967.1
20°	1284.2	1129.2	908.0	857.5	853.2	880.6	904.4	918.8	936.1	951.2	951.2
22.5°	1313.0	1126.3	884.2	827.3	841.0	858.3	879.9	904.4	904.4	918.8	919.5
25°	1349.0	1114.8	846.7	812.9	823.0	839.5	864.0	855.4	864.8	864.8	876.3
27.5°	1390.1	1090.3	814.3	786.9	807.1	825.1	828.7	823.0	812.1	810.7	806.4
30°	1423.2	1060.0	790.5	778.3	794.8	804.9	793.4	781.2	762.4	761.0	750.9
32.5°	1468.6	1022.6	761.0	756.7	775.4	776.1	772.5	753.8	726.4	714.9	703.3
35°	1545.0	1000.9	738.6	745.1	750.9	748.7	742.2	722.1	694.7	689.6	685.3
37.5°	1601.2	985.1	715.6	723.5	728.6	731.4	712.0	689.6	690.4	680.3	677.4
40°	1664.6	975.0	696.8	700.4	701.2	710.5	686.8	675.9	681.0	674.5	678.8
42.5°	1746.1	977.9	677.4	674.5	688.2	684.6	673.1	658.7	661.5	642.1	645.0
45°	1789.3	997.3	665.9	652.9	668.0	667.3	652.2	638.5	621.2	583.7	585.1
47.5°	1818.1	1002.4	638.5	629.8	645.7	655.0	637.8	606.0	581.5	554.9	548.4
50°	1847.7	1011.8	625.5	607.5	614.0	636.3	614.7	584.4	560.6	536.9	540.5
52.5°	1873.6	1029.8	600.3	573.6	585.1	609.6	598.1	561.4	535.4	516.0	510.2
55°	1988.9	1070.1	557.8	523.2	550.6	581.5	575.1	530.4	502.3	492.2	490.7
56°	2006.9	1071.6	535.4	505.9	531.1	572.2	564.2	516.7	491.5	475.6	476.3
57.5°	2009.8	1054.3	503.7	490.0	511.6	558.5	548.4	505.9	471.3	456.9	452.6
60°	1768.4	823.0	464.1	455.4	480.7	516.7	513.1	476.3	437.4	420.8	428.8
62.5°	1205.6	603.2	433.1	431.7	444.6	479.9	470.6	437.4	405.0	394.2	389.1
65°	701.9	457.6	402.8	397.1	407.9	426.6	433.1	398.5	364.6	357.4	355.3
67.5°	414.4	378.3	363.9	354.5	350.9	362.5	367.5	347.3	313.5	303.4	312.0
70°	346.6	336.5	337.3	321.4	312.8	304.8	300.5	282.5	254.4	241.4	237.8
72.5°	299.1	294.7	291.9	277.4	269.5	251.5	232.8	214.7	193.8	183.0	183.8
75°	228.4	227.0	228.4	221.2	207.5	193.1	175.8	152.8	136.9	123.2	126.1
77.5°	136.2	140.5	142.7	139.8	134.0	121.1	110.3	95.1	80.0	69.2	67.7
80°	93.7	97.3	100.9	97.3	91.5	82.2	70.6	59.1	48.3	42.5	41.1
82.5°	71.3	74.9	77.1	73.5	66.3	56.2	48.3	40.4	31.7	25.9	24.5
85°	25.9	29.5	28.8	34.6	37.5	36.0	31.0	23.8	18.0	13.0	12.3
87.5°	7.2	6.5	7.2	7.2	7.2	6.5	5.8	5.8	5.8	3.6	2.9
90°	0.0	0.0	0.0	0.0	0.0	0.0	0.0	0.0	0.0	0.0	0.0

(END OF REPORT)